


PASSIVE INFRARED HVAC/BAS CEILING SENSOR

CI-24

360° coverage

Interfaces directly with EMS or HVAC system through internal isolated relay

User adjustable time delay and sensitivity via DIP switch



Four-level Fresnel lens offers superior desktop detection

Low profile design

DESCRIPTION

Wattstopper's CI-24 ceiling mount passive infrared occupancy sensor reduces energy waste in unoccupied building spaces by communicating occupancy to EMS and HVAC systems.

OPERATION

The CI-24 occupancy sensor integrates with building control systems via an internal isolated relay. The isolated relay has normally open and normally closed outputs and is rated for 1 Amp at 24 VAC/VDC. The CI-24 connects to 24 VAC or 24 VDC building control systems. Power pack use is not necessary. When occupancy is detected, the sensor signals a building control system that in turn either turns on devices, such as heating or air conditioning, or increases their levels. Likewise, when the controlled area is vacated, the building control system will reduce airflow and fan speed or turn devices off.

COVERAGE

Sensor coverage can reach up to 1200 square feet using the Extended Range lens and 500 square feet using the High Density lens (circular pattern) for walking motion. For typical desktop level activity, coverage can reach up to 300 square feet.

APPLICATIONS

The CI-24 offers an easy way to reduce energy consumption in a large variety of building spaces. By working directly with a Building Automation System, the cost of purchasing power packs and the cost of labor for power pack installation is eliminated. Furthermore, the sensor's low unit cost and reduction in energy consumption result in fast paybacks.

FEATURES

- Detection Signature Analysis eliminates false triggers; provides immunity to RFI and EMI
- Digital time delay adjustment from 30 seconds to 30 minutes
- Two levels of sensitivity (minimum or maximum) are selectable through the DIP switch
- Multi-level Fresnel lens for superior desktop detection
- LED indicates occupancy detection
- BAA/TAA-compliant models available

PROJECT

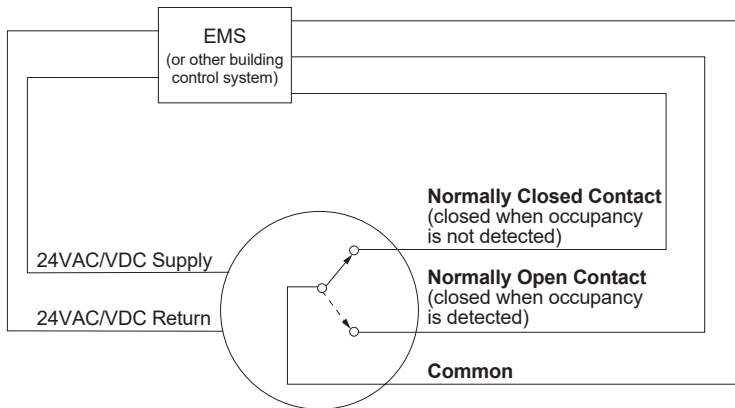
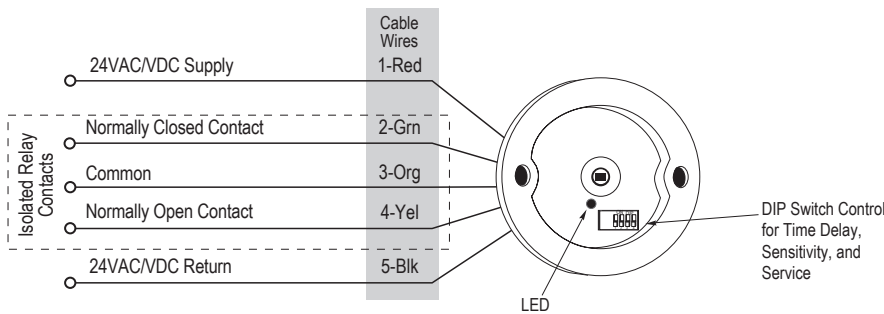
LOCATION/
TYPE

SPECIFICATIONS

- Dual-element, temperature compensated pyroelectric sensor
- Time delay adjustment from 30 seconds to 30 minutes
- Isolated relay with normally open and normally closed outputs; rated 1 Amp @ 24 VDC/VAC
- Operates at 24 VAC or 24 VDC +/- 10%
- Mounting options: ceiling tile or round mud ring
- Dimensions: 3.3" diameter x 2.2" depth (85mm x 56mm), extends approximately 0.36" (9.1mm) from ceiling
- UL and cUL listed
- Five year warranty

WIRING, MOUNTING, & SETTINGS

Wiring Diagrams

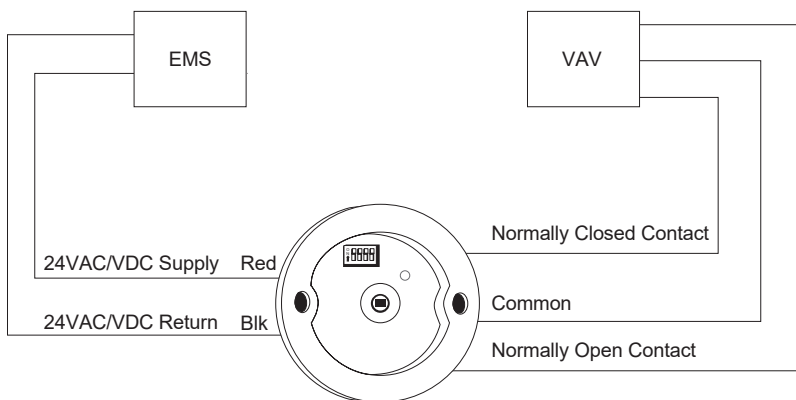


DIP Switch Settings

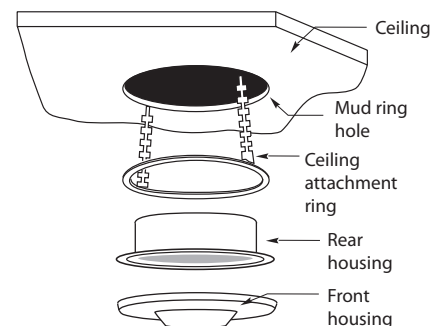
DIP Switch #	1	2	3	4
Time Delays				
30 seconds	●	●		
10 minutes	●	-		
20 minutes	-	●		
30 minutes	-	-		
Sensitivity				
Minimum			-	
Maximum			●	
Override				
Normal				-
Override				●

● = ON - = OFF

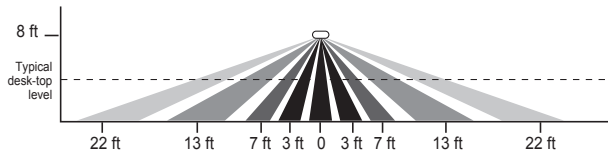

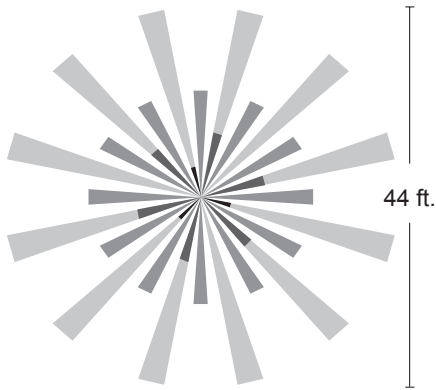
◀ = factory presets



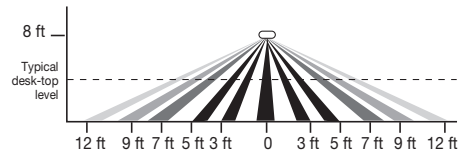
Mounting



COVERAGE



Extended Range Lens (Standard) CI-24



High Density Lens CI-24-1

ORDERING INFORMATION

Catalog #		Voltage	Current	Coverage
<input type="checkbox"/>	CI-24	24 VAC or 24 VDC	37 mA	360°; up to 1200 ft ² (111.5 m ²) ballast
<input type="checkbox"/>	CI-24-U			
<input type="checkbox"/>	CI-24-1			360°; up to 500 ft ² (46.5 m ²)
<input type="checkbox"/>	CI-24-1-U			

Units are white
 -U = BAA/TAA compliant; product is compliant with Buy American Act and Trade Agreement Act

31698r1 Rev 10/2021