



TQ Series

Temperature Sensor
Mounting Packages

Description

The TQ Series is a group of mounting accessories designed for use with all TCS/Basys Controls TS Series temperature sensors.

Mounting

ROOM HOUSING

The TQ1000 is designed to mount directly to block or drywall. The mounting location should be on interior walls which reflect the medium room environment and at a height of approximately five feet from the floor. Avoid areas exposed to direct sunlight, unusual heat sources, open doors and windows, or unventilated locations.

1. Mount the base using the two bantam plugs and screws provided.
2. Attach the housing cover to the base and fasten with the housing screw provided.

CONDUIT BOX MOUNTING

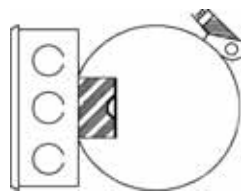
The TQ1001, TQ1021, TQ1022 are blank stainless steel, aluminum or brass plates.

1. Attach the sensor to the center back of the plate.
2. Remove the adhesive backing from the foam insulation and center the sensor on the pad.

STRAP-ON MOUNTING

The TQ1005 is a pipe strap-on assembly.

1. Attach the sensor to the adhesive pad.
2. Thread the sensor lead wire into the conduit box.
3. Place at the copper plate on the adhesive.



TQ1005 Strap-on Mount

OUTSIDE MOUNTING

The TQ1003 and TQ1113 are outside air mounting assemblies. Thread the TS Series sensor lead wire through the bottom of the assembly. The TQ1003 is designed to thread into TCS/Basys Controls' TQ1103 enclosure or any weather proof junction box. Mounting locations should be on northerly exposed walls, away from direct sunlight.

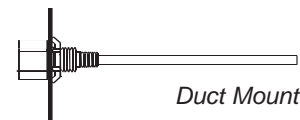


Outdoor Mount

DUCT MOUNTING

The TQ1002, TQ1009, TQ1010 and TQ1011 are duct mounting assemblies.

1. Thread the TS Series universal sensor lead wire through the probe extension until the sensor spring and probe are flush.
2. Twist the sensor and probe assemblies together.
3. Place the nylon fitting through the center of the mounting flange and secure with the lock nut.
4. Drill a 1" hole and mount the sensor at the desired duct location using the two #10 sheet metal screws provided.



Duct Mount

STAINLESS STEEL THERMOWELLS

The TQ1104, TQ1110 are 4" and 8" immersion thermowells.

1. At the desired pipe location tap 1/2"NPT for the TQ1104 or 3/4"NPT for the TQ1110.

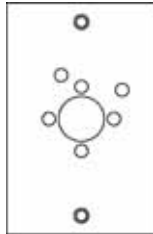


Immersion Well

2. Tightly thread the thermowell into the tap. (Pipe Dope or other sealants may be used.)
3. Insert the sensing probe with the sensor attached into the TQ1104 or TQ1110 and screw the nylon fitting into the thermowell. For best results, coat the sensing probe with a thermal joint compound.

ROOM MOUNT SENSOR/CONDUIT MOUNTING

The TQ1100 and TQ1101 are conduit adapters designed to mount TS Series room mount sensors.



Conduit Mount